



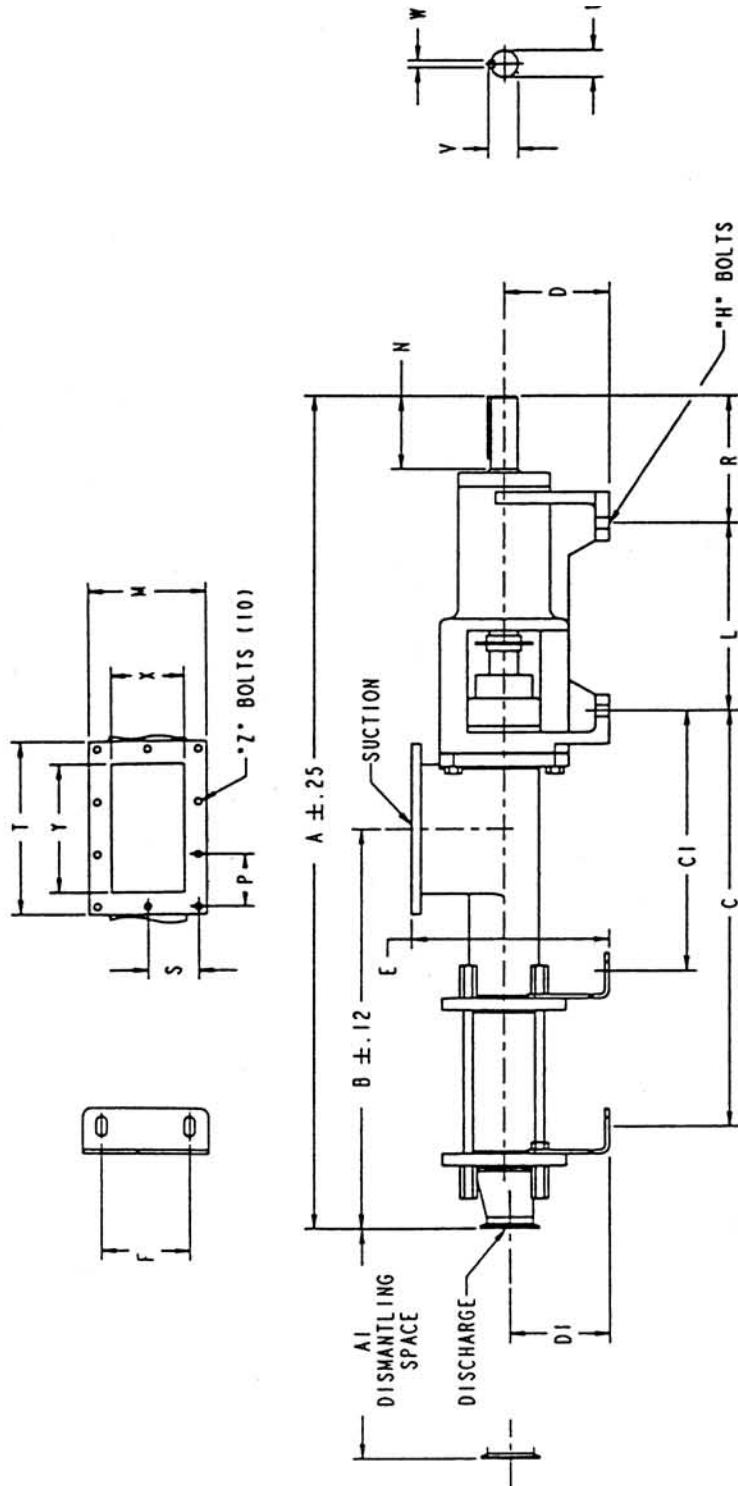
**P&PE**

PUMPS & PROCESS EQUIPMENT INC.

To Request a Quote,

**CALL US 1-847-882-8116**

## Oversize Hopper Pump Dimensions



Dimensions are in inches.  
Discharge connection, quick clamp.  
Oversize suction housing option.

MODEL	OVERSIZE HOPPER PUMP DIMENSIONS																			MILLIMETERS						
	A	AI	B	C	CI	D	DI	E	F	H	L	M	DISCHARGE	N	P	R	S	T	U	V	W	X	Y	Z		
FC1E	50.57	27.16	27.58	30.21	-	4.49	3.99	8.51	3.82	.375	8.27	8.66	Ø2.5	3.12	4.25	5.60	3.78	13.78	Ø30	33.0	Ø	5.76	10.87	.315		
FC2E	59.42	27.16	36.43	39.06	-	4.49	3.99	8.51	3.82	.375	8.27	8.66	Ø2.5	3.12	4.25	5.60	3.78	13.78	Ø30	33.0	Ø	5.76	10.87	.315		
FC4E	77.22	35.00	54.23	56.86	21.60	4.49	3.99	8.51	3.82	.375	8.27	8.66	Ø2.5	3.12	4.25	5.60	3.78	13.78	Ø30	33.0	Ø	5.76	10.87	.315		
FC1F	60.79	32.51	32.02	37.44	-	5.51	4.76	11.49	4.84	.625	9.06	9.53	Ø3.0	4.69	5.35	8.12	4.17	17.24	Ø40	43.0	12	6.41	14.17	.500		
FC2F	71.85	32.51	43.08	48.50	-	5.51	4.76	11.49	4.84	.625	9.06	9.53	Ø3.0	4.69	5.35	8.12	4.17	17.24	Ø40	43.0	12	6.41	14.17	.500		
FC4F	94.10	44.25	65.33	70.75	26.51	5.51	4.76	11.49	4.84	.625	9.06	9.53	Ø3.0	4.69	5.35	8.12	4.17	17.24	Ø40	43.0	12	6.41	14.17	.500		
FC1G	64.30	33.22	36.11	39.82	-	5.51	4.51	11.49	4.84	.625	9.06	12.50	Ø4.0	4.69	4.00	8.12	4.00	16.50	Ø40	43.0	12	9.00	13.00	.500		
FC2G	77.11	33.22	48.92	52.63	-	5.51	4.51	11.49	4.84	.625	9.06	12.50	Ø4.0	4.69	4.00	8.12	4.00	16.50	Ø40	43.0	12	9.00	13.00	.500		
FC1H	75.33	39.96	42.56	46.50	-	6.30	5.30	12.8	7.20	.625	11.46	12.50	Ø4.0	4.92	4.00	10.04	4.00	16.50	Ø50	53.5	14	9.00	13.00	.500		
FC2H	89.83	39.96	57.06	60.92	32.15	6.30	5.30	12.8	7.20	.625	11.46	12.50	Ø4.0	4.92	4.00	10.04	4.00	16.50	Ø50	53.5	14	9.00	13.00	.500		
FC1J	80.77	39.96	47.99	51.90	-	6.30	5.30	12.8	7.20	.625	11.46	12.50	Ø4.0	4.92	4.00	10.04	4.00	16.50	Ø50	53.5	14	9.00	13.00	.500		
FC2J	100.58	39.96	67.81	71.71	32.15	6.30	5.30	12.8	7.20	.625	11.46	12.50	Ø4.0	4.92	4.00	10.04	4.00	16.50	Ø50	53.5	14	9.00	13.00	.500		
FC1K	87.46	39.96	54.59	58.59	-	6.30	5.30	12.8	7.20	.625	11.46	12.50	Ø4.0	4.92	4.00	10.04	4.00	16.50	Ø50	53.5	14	9.00	13.00	.500		
FC2K	113.96	53.15	81.18	85.09	32.15	6.30	5.30	12.8	7.20	.625	11.46	12.50	Ø4.0	4.92	4.00	10.04	4.00	16.50	Ø50	53.5	14	9.00	13.00	.500		
FC1L	107.33	46.25	74.56	78.46	32.15	6.30	5.30	12.8	7.20	.625	11.46	12.50	Ø4.0	4.92	4.00	10.04	4.00	16.50	Ø50	53.5	14	9.00	13.00	.500		



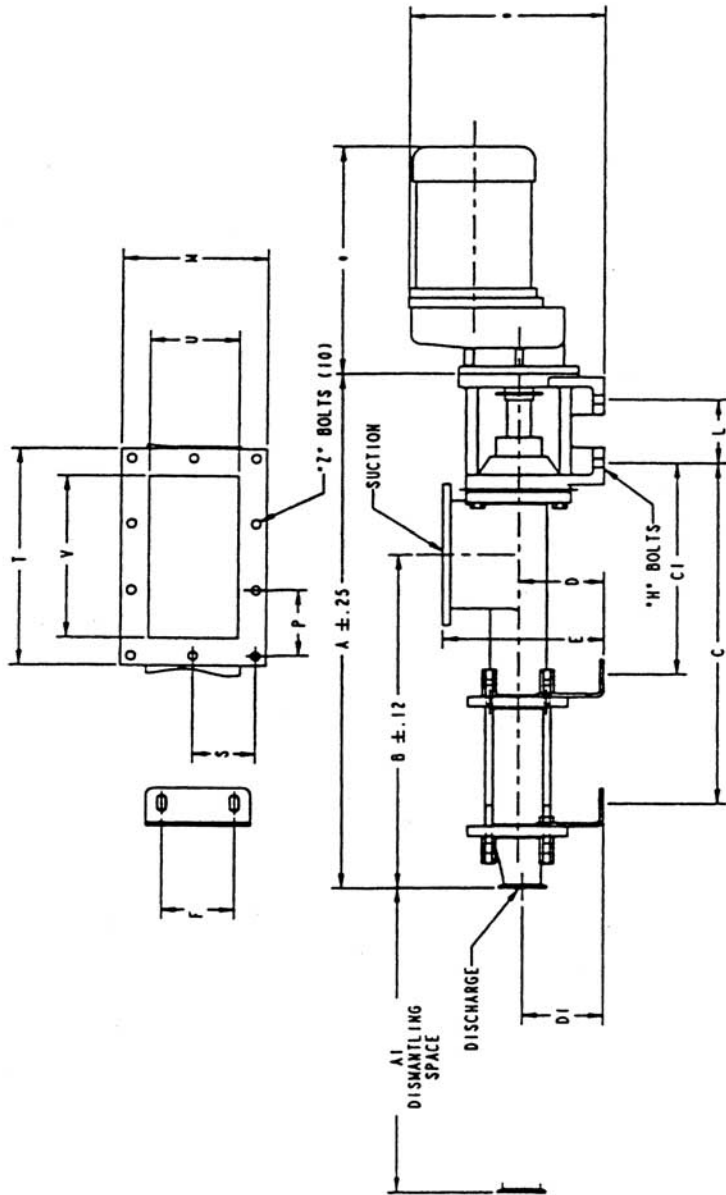
Always the Right Solution™

Section: Moyno® Sanitary  
Progressing Cavity Pumps  
Reference Drawings

Page: 8

Date: February, 1998

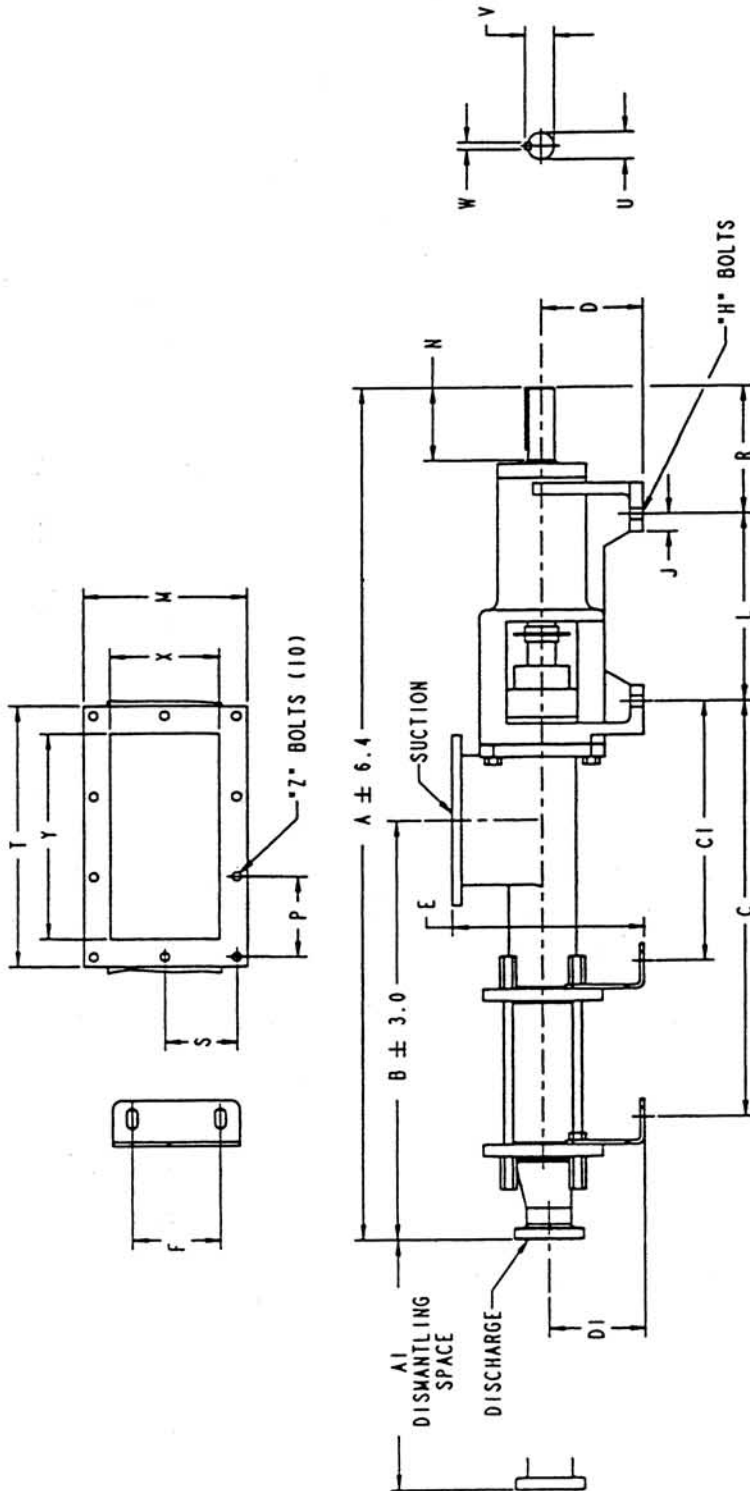
## Oversize Hopper Pump Dimensions



Dimensions are in inches.  
Discharge connection, quick clamp.  
Oversize suction housing option.

OVERSIZE HOPPER PUMP DIMENSIONS																			
MODEL	A	AI	B	C	CI	D	DI	E	F	H	L	M	DISCHARGE	P	S	T	U	V	Z
FBC1E	41.01	21.16	27.58	29.82	-	4.49	3.99	8.43	3.82	.375	3.35	8.66	Ø2.5	4.25	3.78	13.78	5.76	10.87	.375
FBC2E	45.86	21.16	36.43	38.67	-	4.49	3.99	8.43	3.82	.375	3.35	8.66	Ø2.5	4.25	3.78	13.78	5.76	10.87	.375
FBC4E	61.66	35.00	54.23	58.47	21.21	4.49	3.99	8.43	3.82	.375	3.35	8.66	Ø2.5	4.25	3.78	13.78	5.76	10.87	.375
FBC1F	48.95	32.51	32.02	37.08	-	5.51	4.76	10.63	4.84	.625	3.94	9.53	Ø3.0	5.35	4.17	17.24	6.41	14.17	.500
FBC2F	60.01	32.51	43.08	48.15	-	5.51	4.76	10.63	4.84	.625	3.94	9.53	Ø3.0	5.35	4.17	17.24	6.41	14.17	.500
FBC4F	82.26	44.25	65.33	70.40	26.16	5.51	4.76	10.63	4.84	.625	3.94	9.53	Ø3.0	5.35	4.17	17.24	6.41	14.17	.500
FBC1G	52.45	31.22	36.11	39.47	-	5.51	4.51	11.02	4.84	.625	3.94	12.50	Ø4.0	4.00	4.00	16.50	9.00	13.00	.500
FBC2G	65.26	33.22	48.92	52.29	-	5.51	4.51	11.02	4.84	.625	3.94	12.50	Ø4.0	4.00	4.00	16.50	9.00	13.00	.500
FBC1H	60.16	31.96	42.56	46.46	-	6.30	5.30	12.80	7.20	.625	3.94	12.50	Ø4.0	4.00	4.00	16.50	9.00	13.00	.500
FBC2H	74.78	31.96	57.06	61.09	32.15	6.30	5.30	12.80	7.20	.625	3.94	12.50	Ø4.0	4.00	4.00	16.50	9.00	13.00	.500
FBC1J	65.60	31.96	47.99	51.90	-	6.30	5.30	12.80	7.20	.625	3.94	12.50	Ø4.0	4.00	4.00	16.50	9.00	13.00	.500
FBC2J	85.41	31.96	67.81	71.71	32.15	6.30	5.30	12.80	7.20	.625	3.94	12.50	Ø4.0	4.00	4.00	16.50	9.00	13.00	.500
FBC1K	72.28	31.96	54.68	58.59	-	6.30	5.30	12.80	7.20	.625	3.94	12.50	Ø4.0	4.00	4.00	16.50	9.00	13.00	.500
FBC2K	98.78	31.15	81.18	85.09	32.15	6.30	5.30	12.80	7.20	.625	3.94	12.50	Ø4.0	4.00	4.00	16.50	9.00	13.00	.500
FBC1L	92.16	46.25	74.56	78.46	32.15	6.30	5.30	12.80	7.20	.625	3.94	12.50	Ø4.0	4.00	4.00	16.50	9.00	13.00	.500

## Oversize Hopper Pump Dimensions



Dimensions are in millimeters.  
Discharge connection, DIN standard.  
Oversize suction housing option.

OVERSIZE HOPPER PUMP DIMENSIONS																								
MODEL	A	AI	B	C	CI	D	DI	E	F	H	L	M	DISCHARGE	N	P	R	S	T	U	V	W	X	Y	Z
FC1E	1312	690	728	767	-	114	101	216	97	10	210	220	Ø65	79	108	142	96	350	Ø30	33.0	8	146	216	10.0
FC2E	1537	690	952	992	-	114	101	216	97	10	210	220	Ø65	79	108	142	96	350	Ø30	33.0	8	146	216	10.0
FC4E	1989	899	1405	1444	549	114	101	216	97	10	210	220	Ø65	79	108	142	96	350	Ø30	33.0	8	146	216	10.0
FC1F	1576	826	846	951	-	140	121	292	123	16	230	242	Ø80	119	136	206	106	438	Ø40	43.0	12	163	360	12.0
FC2F	1857	826	1127	1232	-	140	121	292	123	16	230	242	Ø80	119	136	206	106	438	Ø40	43.0	12	163	360	12.0
FC4F	2422	1124	1692	1797	673	140	121	292	123	16	230	318	Ø80	119	136	206	106	438	Ø40	43.0	12	163	360	12.0
FC1G	1671	844	955	1012	-	140	115	292	123	16	230	318	Ø100	119	102	206	102	419	Ø40	43.0	12	229	330	12.0
FC2G	1997	844	1281	1337	-	140	115	292	123	16	230	318	Ø100	119	102	206	102	419	Ø40	43.0	12	229	330	12.0
FC1H	1952	1015	1119	1181	-	160	135	325	183	16	291	318	Ø100	125	102	255	102	419	Ø50	53.5	14	229	330	12.0
FC2H	2319	1015	1487	1548	817	160	135	325	183	16	291	318	Ø100	125	102	255	102	419	Ø50	53.5	14	229	330	12.0
FC1J	2090	1015	1257	1318	-	160	135	325	183	16	291	318	Ø100	125	102	255	102	419	Ø50	53.5	14	229	330	12.0
FC2J	2593	1015	1760	1822	817	160	135	325	183	16	291	318	Ø100	125	102	255	102	419	Ø50	53.5	14	229	330	12.0
FC1K	2260	1015	1427	1488	-	160	135	325	183	16	291	318	Ø100	125	102	255	102	419	Ø50	53.5	14	229	330	12.0
FC2K	2932	1350	2100	2161	817	160	135	325	183	16	291	318	Ø100	125	102	255	102	419	Ø50	53.5	14	229	330	12.0
FC1L	2164	1175	1932	1993	817	160	135	325	183	16	291	318	Ø100	125	102	255	102	419	Ø50	53.5	14	229	330	12.0



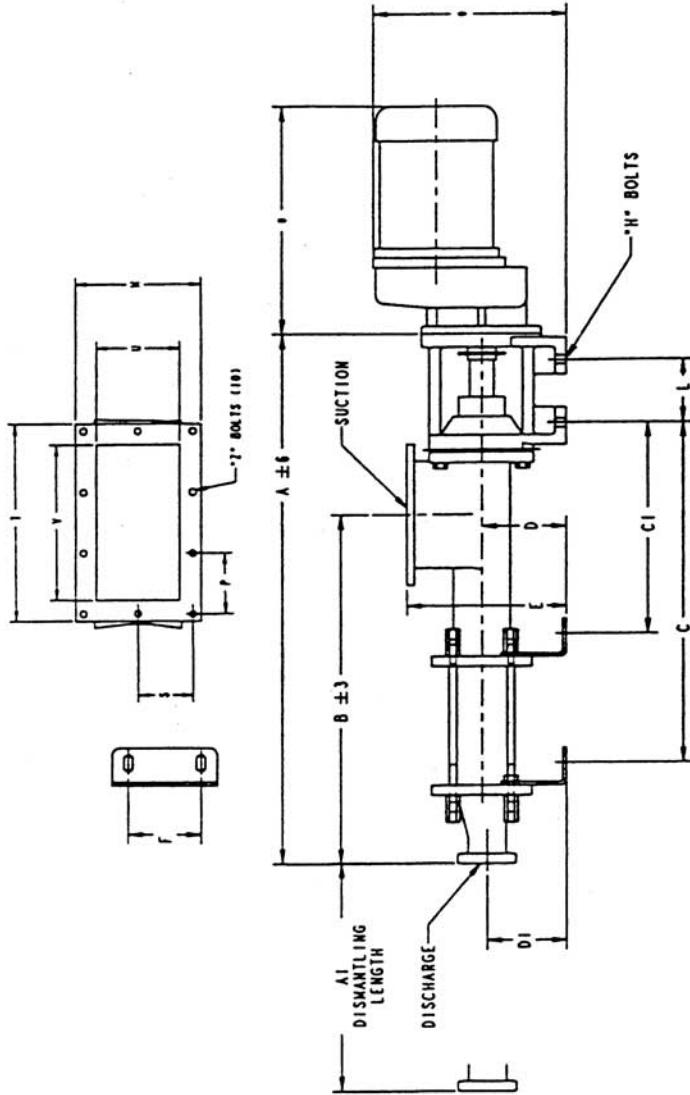
Always the Right Solution™

Section: Moyno® Sanitary  
Progressing Cavity Pumps  
Reference Drawings

Page: 10

Date: February, 1998

## Oversize Hopper Pump Dimensions



Dimensions are in millimeters.  
Discharge connection, DIN standard.  
Oversize suction housing option.

OVERSIZE HOPPER PUMP DIMENSIONS																			
MODEL	A	A1	B	C	C1	D	D1	E	F	H	L	M	DISCHARGE	P	S	T	U	V	Z
FBC1E	1059	610	128	157	-	114	101	214	97	10	85	220	Ø65	108	96	350	146	276	10.0
FBC2E	1294	610	953	982	-	114	101	214	97	10	85	220	Ø65	108	96	350	146	276	10.0
FBC4E	1746	610	1495	1434	539	114	101	214	97	10	85	220	Ø65	108	96	350	146	276	10.0
FBC1F	1276	826	846	942	-	140	121	270	123	16	100	242	Ø80	136	106	438	163	360	12.0
FBC2F	1357	826	1127	1223	-	140	121	270	123	16	100	242	Ø80	136	106	438	163	360	12.0
FBC4F	2122	1124	1692	1788	664	140	121	270	123	16	100	242	Ø80	136	106	438	163	360	12.0
FBC1G	1371	844	955	1003	-	140	115	280	123	16	100	318	Ø100	102	102	419	229	330	12.0
FBC2G	1696	844	1281	1328	-	140	115	280	123	16	100	318	Ø100	102	102	419	229	330	12.0
FBC1H	1566	1015	1119	1180	-	160	135	325	183	16	100	318	Ø100	102	102	419	229	330	12.0
FBC2H	1935	1015	1487	1552	817	160	135	325	183	16	100	318	Ø100	102	102	419	229	330	12.0
FBC1J	1704	1015	1257	1318	-	160	135	325	183	16	100	318	Ø100	102	102	419	229	330	12.0
FBC2J	2208	1015	1760	1822	817	160	135	325	183	16	100	318	Ø100	102	102	419	229	330	12.0
FBC1K	1874	1015	1427	1488	-	160	135	325	183	16	100	318	Ø100	102	102	419	229	330	12.0
FBC2K	2347	1358	2100	2161	817	160	135	325	183	16	100	318	Ø100	102	102	419	229	330	12.0
FBC1L	2379	1175	1932	1993	817	160	135	325	183	16	100	318	Ø100	102	102	419	229	330	12.0