




P&PE
PUMPS & PROCESS EQUIPMENT INC.

To Request a Quote,
CALL US 1-847-882-8116

Tate Andale Model 1260 Self-Cleaning Strainer

**Where reliability and durability are a necessity and not an option—
The "1260" is the answer.**




Description

The Model 1260 self-cleaning strainer provides a highly efficient and reliable means of removing solids from process fluids. A bank of WEDGEWIRE straining elements provide positive straining. The exclusive WEDGEWIRE straining elements are designed with a unique "V" shape to promote free flow of the incoming liquid and to discourage wedging of any particles. Normal flow is from the inside to the outside of the straining elements and backwashing is accomplished by the reversal of the flow through the elements. The WEDGEWIRE straining elements are arranged to accumulate debris on the inside. A rotating arm, which is vented to atmosphere, isolates each WEDGEWIRE element for cleaning. Cleaning is accomplished by taking advantage of the system pressure and the use of a small portion of the system flow. When a WEDGEWIRE element is isolated, an effective backwashing action is created without disturbing total flow. Accumulated debris is flushed out of the WEDGEWIRE element through the backwashing arm and to the drain.

The Model 1260 self-cleaning strainer can be arranged for either continuous backwashing or, with the addition of a variety of optional control packages, intermittent backwashing.

The Model 1260 self-cleaning strainers are capable of handling flow up to 32,000 USGPM and straining as fine as .0025".

With reduced maintenance budgets the automatic self-cleaning strainer will help compensate for fewer personnel on the crew.



Standard Materials

Body, coversInternal epoxy-coated carbon steel or stainless steel

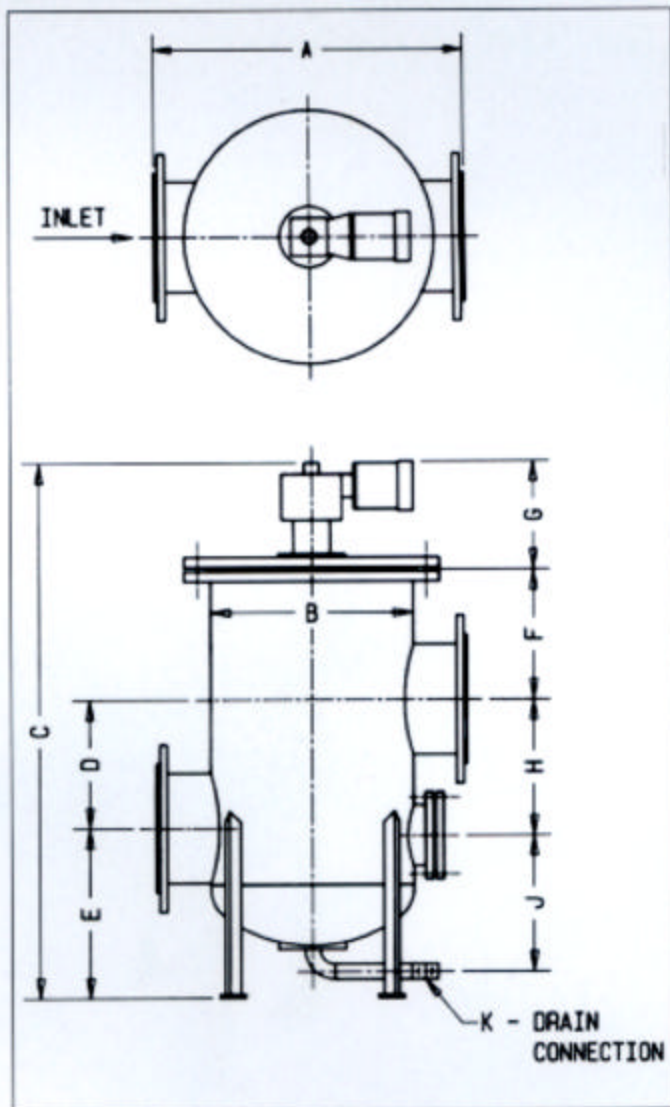
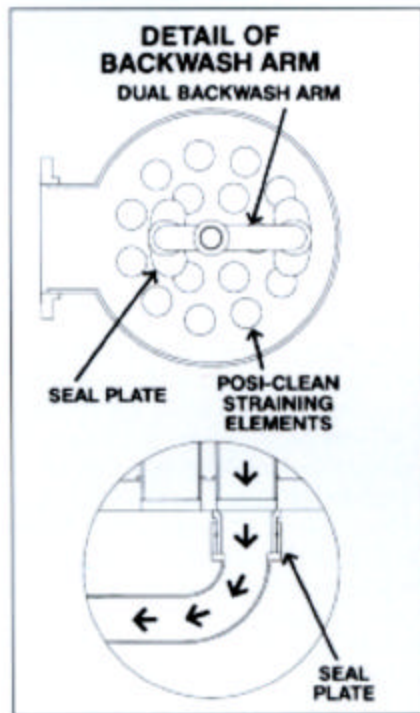
Straining elements.....304 or 316 Stainless steel

Other materials on request.

Standard Features

- Low initial cost
- Low lifecycle cost
- Intermittent or continuous backwashing
- Stainless steel backwash assembly guided by maintenance-free marine-type cutless bearings
- Continuous flow even while backwashing
- Low backwashing flow requirements

CUSTOM DESIGNS FOR SPECIAL APPLICATIONS



Model I260 Dimensions (Approx.) 150 PSI

SIZE	4"	6"	8"	10"	12"	14"	16"	18"
A	22	26	30	34	38	40	48	48
B	14	16	20	24	28	30	36	36
C	56 ¹ / ₂	58 ¹ / ₂	79 ¹ / ₂	81 ¹ / ₂	86 ¹ / ₂	89 ¹ / ₂	94 ¹ / ₂	97 ¹ / ₂
D	12	12	16	20	22	24	24	26
E	17 ¹ / ₂	18 ¹ / ₂	26 ¹ / ₂	27 ¹ / ₂	30 ¹ / ₂	32	34 ¹ / ₂	36
F	9 ¹ / ₂	9 ¹ / ₂	18 ¹ / ₂	16	14 ¹ / ₂	15	17	16
G	18 ¹ / ₂	18 ¹ / ₂	18 ¹ / ₂	18 ¹ / ₂	18 ¹ / ₂	18 ¹ / ₂	19 ¹ / ₂	19 ¹ / ₂
H	12	12	16	20	22	24	24	26
J	11 ¹ / ₂	12 ¹ / ₂	20 ¹ / ₂	22 ¹ / ₂	24 ¹ / ₂	25 ¹ / ₂	28 ¹ / ₂	29 ¹ / ₂
K	1 ¹ / ₂	1 ¹ / ₂	2	2	2	2	2	2
Weight (lbs)	670	860	1280	1920	2280	2720	3750	4000